



District Report Card: 2017


State: Delhi	District: West Delhi
Class: 8	Subject: Language
Schools: 51	Students: 1092


Participation/Coverage


Students

<div>GENDER</div> <div></div>	Boys		Girls	
	Number	%	Number	%
	480	43.96	612	56.04

<div>AREA</div> <div></div>	Rural		Urban	
	Number	%	Number	%
	245	22.44	847	77.56

<div>CATEGORY</div> <div></div>	SC		ST		OBC		GEN	
	Number	%	Number	%	Number	%	Number	%
	145	13.28	7	0.64	64	5.86	876	80.22

<div>CWSN</div> <div></div>	LD	VI	HI	S&LD	ID	Oth
	3	0	1	0	0	19

<div>Management</div> <div></div>	Government		Government-aided	
	Number	%	Number	%
	1092	100.00	0	0.00

Average Performance of Students in Language (%)

Overall	Gender		Area		Management		Social Group			
	Male	Female	Rural	Urban	Govt.	Aided	SC	ST	OBC	GEN
55.69	53.60	57.33	55.67	55.69	55.69	0.00	55.31	56.19	55.21	55.78

Performance on Learning Outcomes (LOs)

Learning Outcomes	Description	Average Performance(%)
L813	Read textual/non-textual materials with comprehension and identifies the details, characters, main idea and sequence of ideas and events while reading	55.69

Range of Performance of Students who Answered Correctly							
Below 30%		30% - 50%		50% - 75%		Above 75%	
Number	%	Number	%	Number	%	Number	%
154	14.10	273	25.00	461	42.22	204	18.68

Lowest Performing Learning Outcomes (LOs)

1 - Read textual/non-textual materials with comprehension and identifies the details, characters, main idea and sequence of ideas and events while reading (55.69)